

Turnitin Draft Coach™

An introduction for students



Introducing Turnitin Draft Coach

Turnitin Draft Coach gives you access to **Turnitin Similarity Reports** and **Grammar Guide** right where you do your work — directly in Google Docs. Please ignore the **Citations Check** for now as Turnitin Draft Coach doesn't recognize the Harvard Referencing format yet.

This means that you can draft your work in Google Docs (or copy and paste it into Google Docs from another word processor) and then use the information in **Turnitin Draft Coach™** to help you improve your writing prior to submitting a final copy to your teacher.

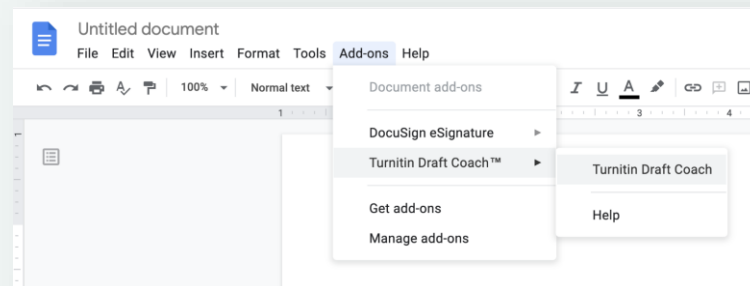
The **Turnitin Draft Coach add-on** is meant to help you navigate the issues of similarity, plagiarism, and grammar as you write and revise your assignments.

Using Turnitin Draft Coach

1

Open your assignment in Google Docs, draft as you normally would, and then open Turnitin Draft Coach from the Add-ons dropdown menu.

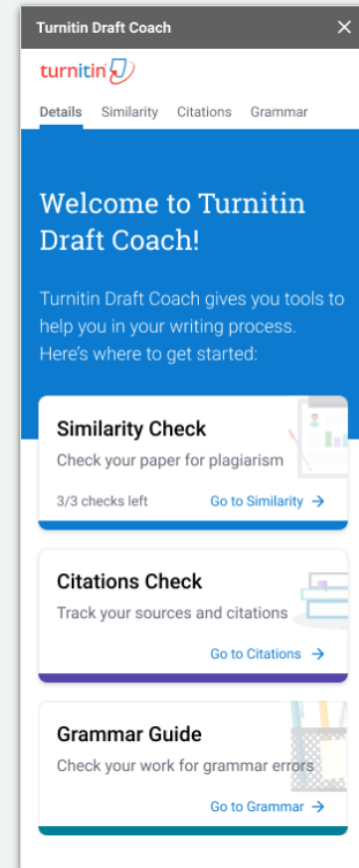
(If Turnitin Draft Coach does not immediately appear in your Add-on menu after installation, please refresh your page.)



Using Turnitin Draft Coach

2

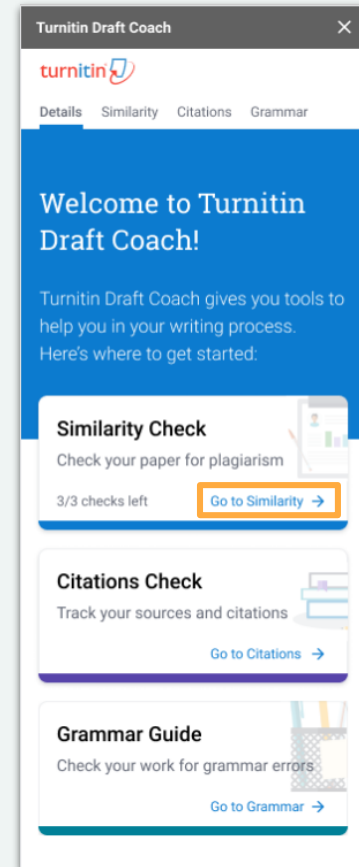
This will bring up the Turnitin Draft Coach panel at the right side of your screen. Here you will be able to identify issues with **similarity and grammar** while you draft. Follow Draft Coach's guidance before you submit your work to your instructor.



Using Turnitin Draft Coach

3

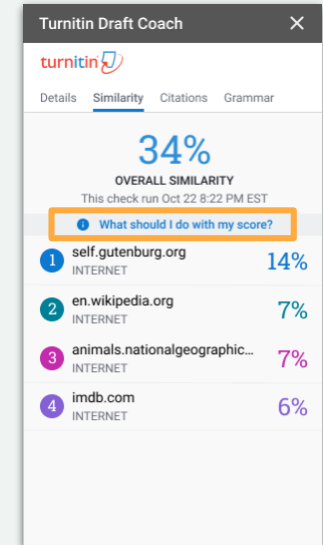
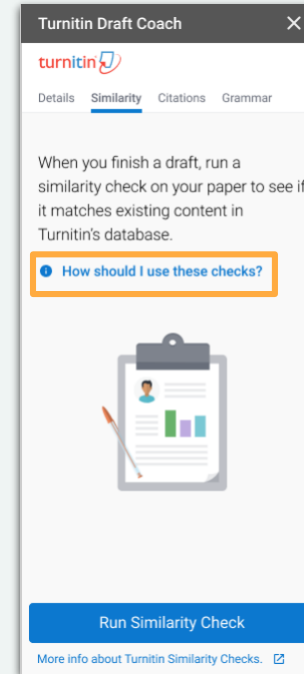
To identify similarity **Go to Similarity** and then follow the prompts accordingly.



Using Turnitin Draft Coach

4

Access helpful guidance from Turnitin's teachers by clicking on the links throughout the add-on, such as "How should I use these checks?" and "What should I do with my score?"



How do Similarity Check and Grammar Guide differ?

The **Similarity Check** is used to help you identify when your writing matches text found in other sources.

- This check focuses on identifying when your text matches the text of another source, whether that is from the internet or Turnitin's databases.
- The Similarity Score quantifies how similar your work is to other pieces of writing, but you should consider acceptable forms of similarity, like quotations, citations, and bibliographic material when responding to this number.

Grammar Guide is used to help you identify, edit, and learn from your grammar mistakes.

- This check focuses on identifying issues in grammar and providing guidance on how to address them.
- Grammar Guide encourages you to edit grammar mistakes on your own with detailed explanations. Since the goal is for you to review and apply the feedback, Grammar Guide does not autocorrect any of your writing.

Use the similarity checks to ensure that your writing is free from plagiarism.

If a similarity match is identified in your Similarity Check, make sure that you include both a citation and reference for your use of that source in your writing.

Using the Similarity Check

Use the information in your Similarity Checks to inform changes that you should make in your assignment.

Consider the following when viewing your Similarity Check results:

- Only the most significant quotes from source material should be included in your writing.
- Summarizations, paraphrases, or explanations in your own words can be used instead of directly quoting from a source.
- All evidence must be cited using the appropriate citation style. Consult with your instructor to determine which style is preferred for each assignment.
- For a more detailed look at your similarity results, click “View Full Report” (located under “Run New Similarity Check”). The full report allows you to exclude quotes, bibliography, citations, and minor matches from the Similarity Check.

Similarity Check Helpful Hints

- As you draft your assignment in Google Docs, **you will have three opportunities to check your similarity** against Turnitin's databases and the internet. Use those three checks strategically.
 - Follow the links within Draft Coach (for example, "How should I use these checks?" and "What should I do with this score?") to help you determine the best way to use your checks and interact with your results.
- **Some similarity is always expected.**
 - If you included information from any source material, Turnitin is going to tell you that the text is similar to other things it's seen.
- **Similarity does not always mean plagiarism.**
 - Things like quotations, citations, and bibliographic material should be considered when determining whether similarity is acceptable or not.

Using Grammar Guide

Use the information in Grammar Guide to inform changes that you should make in your assignment.

Consider the following when viewing your Grammar Guide results:

- Grammar Guide provides in-depth instructions to help you make your own edits. It does not automatically correct mistakes for you since the goal is for you to **review, reflect, and apply the detailed feedback**. This approach leads to better understanding and mastery of grammar concepts.
- Grammar Guide identifies **issues in grammar, mechanics, usage, and structure**. It does not check spelling since Google Docs already covers this.
- For very **long documents with more than 100,000 characters**, consider splitting your draft into separate documents to get feedback from Grammar Guide (which reviews only the first 100,000 characters of a document).

Grammar Guide Helpful Hints

- As you draft your assignment in Google Docs, **you will have unlimited opportunities to use Grammar Guide.**
 - Follow the links within Draft Coach (for example, “How should I use these checks?” and “What should I do with these results?”) to help you determine the best way to use your checks and interact with your results.
- **Consider fixing all of the issues within the same category** before moving on to another category. Since issues in the same category all have the same core mistake, fixing the first issue will most likely make it easier to fix the remaining issues in the same category.
- **Read the feedback for each rule carefully.** The feedback and accompanying examples will help you determine concrete ways to make effective revisions to your writing.
- If you have questions about your Grammar Guide results, consult with your lecturer.

Need more help?

Talk to your lecturer or meet the eLearning and Innovation team in B209 if you need more help using Turnitin Draft Coach™: